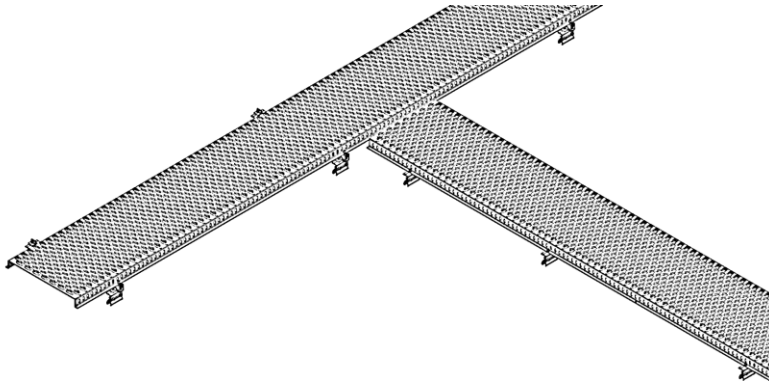


AXE | STRUCT



AXE^{WW}

Roof Top- Walkway

Durable

Aluminium grating and supports with stainless steel fittings for the toughest environmental conditions.

Trust

High load-bearing capacity with an unrivalled weight-to-strength ratio.

Versatile


Compatible to a wide range of roof sheeting types. Spacing of support points can be designed according to purlin layout.

Effortless

Innovative design for time saving installation. No need for any special tools or hot work.

Additions	Roof Top – Parallel (flush) and perpendicular (flush/angled)
Roof Types	Fix Lok (Saflok/Klip-Lok/ProLok), Spring Lok Trapezoidal (IBR) Corrugated Standing Seam (Brownbuilt/Dimondek/Zip-Tek) Craft-Lock Consult for other roof types
Width	475mm, 415mm & 300mm
Length	5.7m per panel with splice kits customisation
Span	Supports can span up to 1.2m (bracket spacing) Grating can span up to 1.5m (support spacing)
Materials	Support Rails Extruded aluminium (6063 T6) Splice & Bracket Extruded aluminium (6063 T6) Available in 25µm anodising layer Fasteners Stainless Steel (A2) Available in Stainless Steel (A4) Grating Marine grade aluminium
Certification	ISO 9001
Warranty	10 years ¹


Support connection to roof bracket
(Parallel - Flush)



Support connection to roof bracket
(Perpendicular - Flush)



Support connection to roof bracket
(Perpendicular - Angled)



¹ For terms and conditions please refer to the Axe Struct Warranty Terms.