

## AXE<sup>CP</sup>

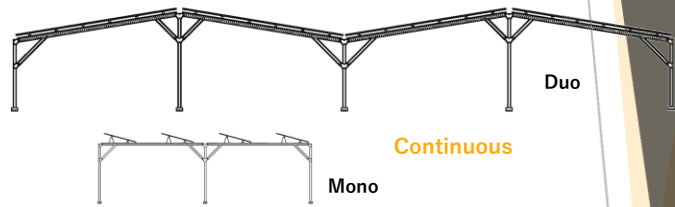
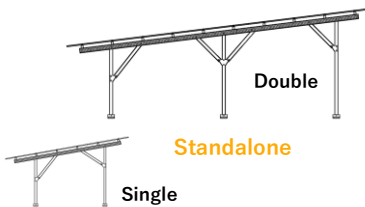
Car Port - Efficient

**Durable**  
All aluminium solution for the toughest environmental conditions.

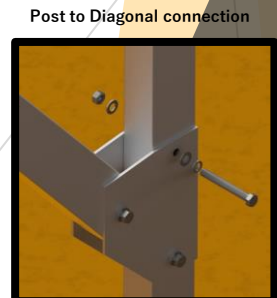
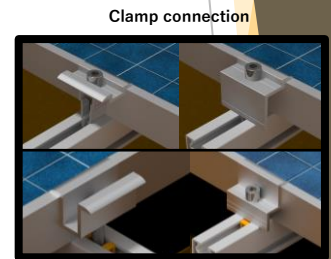
**Innovation**  
All connection points are adjustable for uneven terrains. Light weight for ease of installation.

**Trust**  
Conservative coefficient selections in structural design to assure resistance to failure.

**Effortless**  
Innovative design for time saving installation methods with a modular and practical integrated solution.



<b>Additions</b>	Cable trays along rails and cable clips to panel frames End caps for rails and rafters	
<b>Steep terrain</b>	Cross brace in selected bays if row angle is more than 2%	
<b>Module layout</b>	Single or Continuous: Landscape / Horizontal: Up to 6 high Portrait / Vertical: Up to 3 high	Double: Up to 12 high Up to 6 high
<b>Module inclination</b>	5° to 10° angle	
<b>Width and height</b>	Thermal gap within 35 meters increments of table length Lowest panel at maximum 3.2 meters; For higher canopies raised columns will be added. Per post height customisable to accommodate terrain variations	
<b>Support spacing</b>	2 or 3 park bays (up to 5.4 or 7.8 meters) End overhang of up to 2.5 meters	
<b>Foundation</b>	Footplates connected to casted threaded rods	
<b>Standards</b>	Eurocode 1 / SANS 10160 Eurocode 3 / SANS 10162 ISO 1461 Eurocode 9 Eurocode 7 / SANS 10400	Structural design Structural use of steel Hot dip galvanized coatings Design of aluminium structure Foundation design
<b>Materials</b>	Support rails, Rafters, Upright posts and Bases Raised columns Small parts	Extruded aluminium (6063 T6) Hot-dip galvanised I-beams (S355) Stainless steel (A2) Extruded aluminium (6063 T6)
<b>Certification</b>	ISO 9001	
<b>Warranty</b>	10 years <sup>1</sup>	



<sup>1</sup> For terms and conditions please refer to the Axe Struct Warranty Terms.